



NATIONAL BUREAU OF STATISTICS

Premium Motor Spirit (Petrol) Price Watch

(OCTOBER 2025)

Report Date: November 2025

Data Source: National Bureau of Statistics (NBS)

CONTENT

Methodology	3
Executive Summary	4
Average PMS Prices Across States	5
Average PMS Prices Across Zones	6
12 Months Average Prices	7
Appendix	8
Contact	9



METHODOLOGY

The data collection was conducted in sample outlets spread across 774 local government areas in all the 36 states and the FCT, Abuja. The data was collected from over 10,000 respondents located in the outlets. The estimates were derived from the weights generated from household expenditure on fuel and the actual prices households bought those fuels. This data collection exercise was done by over 700 NBS staff in all the states and the FCT and were closely monitored by quality control officers with sophisticated monitoring guidelines.

The average prices are reported for each state and the FCT, Abuja accordingly.


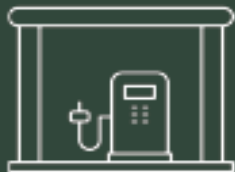
EXECUTIVE SUMMARY

The average retail price paid by consumers for Premium Motor Spirit (Petrol) for October 2025 was ₦1,052.31, indicating a 11.18% decrease compared to the value recorded in October 2024 (₦1,184.83). Likewise, comparing the average price value with that of the previous month (i.e., September 2025), the average retail price increased by 8.42% from ₦970.59

On State profile analysis, Kogi State had the highest average retail price for Premium Motor Spirit (Petrol), at ₦1,110.00. Sokoto and Borno States were next, with ₦1,105.93 and ₦1,101.63, respectively. Conversely, Oyo, Nasarawa and Abia States had the lowest average retail prices for Premium Motor Spirit (Petrol), at ₦1,001.79, ₦1,009.38, and ₦1,012.50, respectively. Lastly, on the Zonal profile, the North East Zone had the highest average retail price of ₦1,072.74, while the South West Zone had the lowest price of ₦1,032.81.

PREMIUM MOTOR SPIRIT (PETROL) PRICE WATCH - OCTOBER 2025

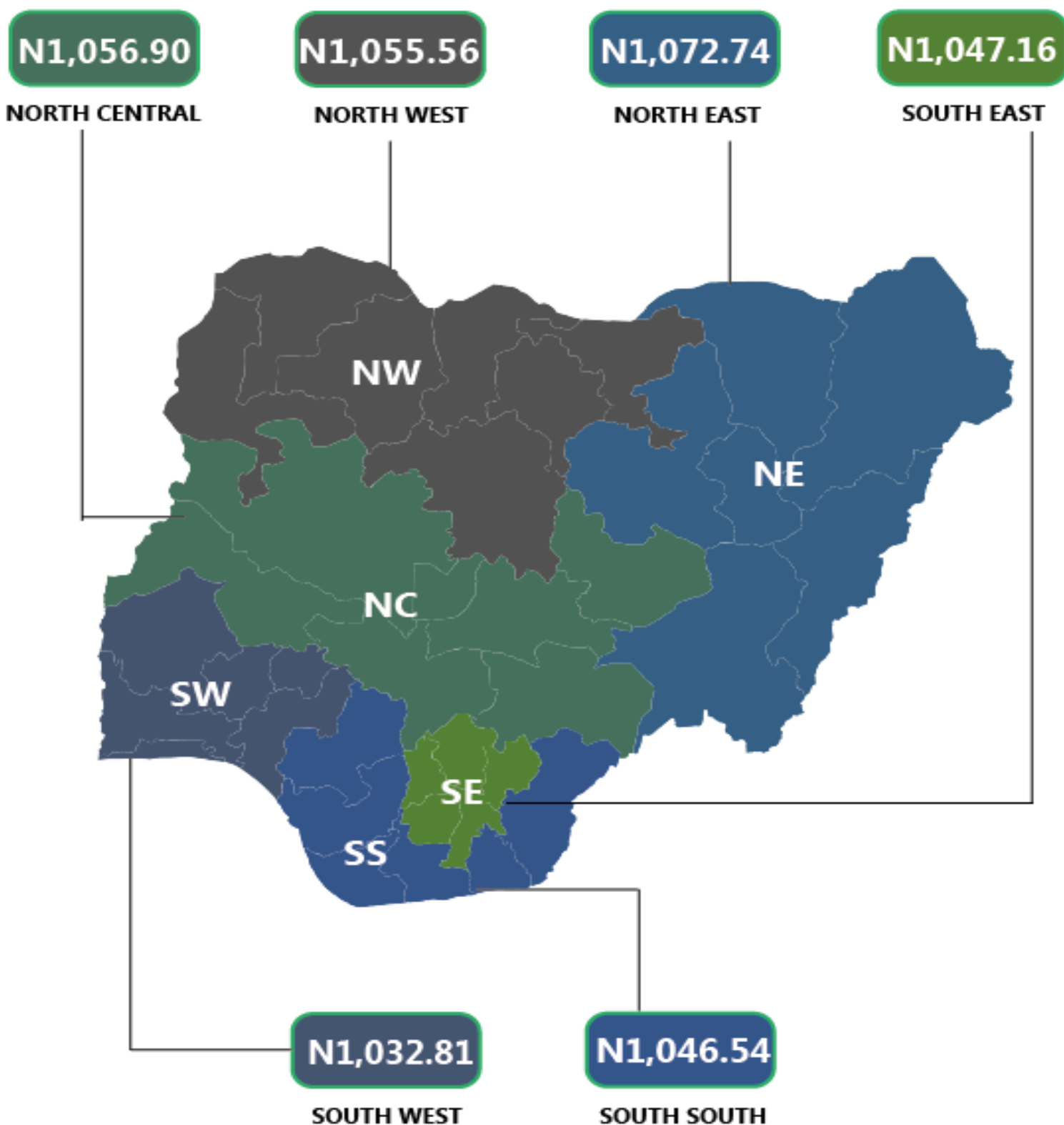
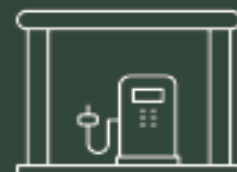
Average PMS Prices Across States



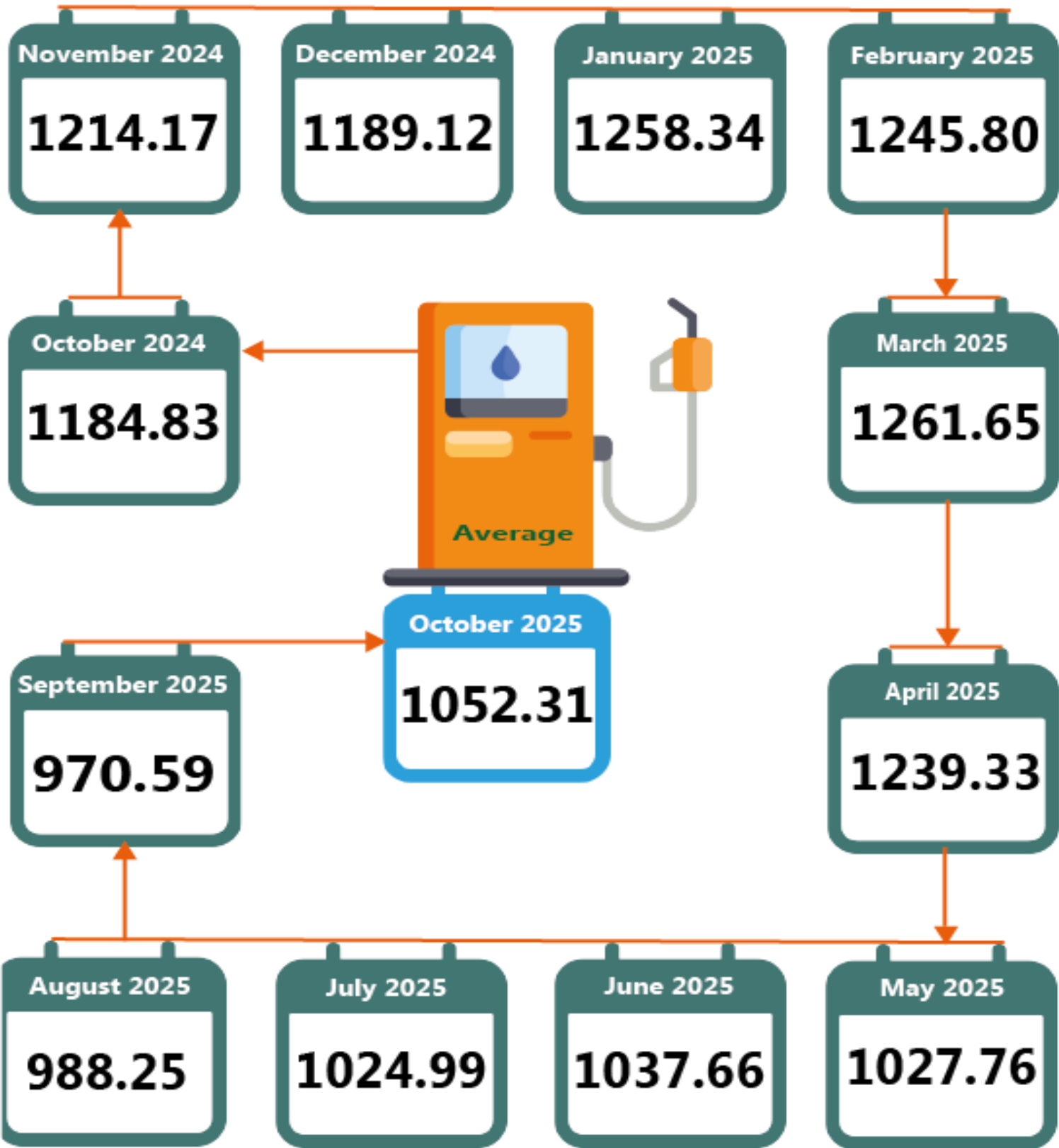
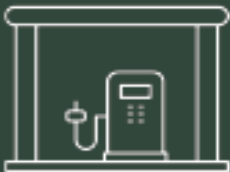
STATES WITH THE HIGHEST AVERAGE PRICES		STATES WITH THE LOWEST AVERAGE PRICES	
KOGI	N1,110.00	OYO	N1,001.79
SOKOTO	N1,105.93	NASARAWA	N1,009.38
BORNO	N1,101.63	ABIA	N1,012.50

PREMIUM MOTOR SPIRIT (PETROL) PRICE WATCH - OCTOBER 2025

Average PMS Prices Across Zones



PREMIUM MOTOR SPIRIT (PETROL) PRICE WATCH
- OCTOBER 2025
12 Months Average Prices



APPENDIX

	Oct-24	Sep-25	Oct-25	MoM	YoY
NORTH CENTRAL	1132.94	993.29	1056.90	6.40	-6.71
Abuja	1124.61	962.69	1039.17	7.94	-7.60
Benue	1127.37	1096.97	1071.38	-2.33	-4.97
Kogi	1193.14	963.96	1110.00	15.15	-6.97
Kwara	1162.46	923.65	1051.13	13.80	-9.58
Nasarawa	1063.68	984.95	1009.38	2.48	-5.11
Niger	1088.07	1006.86	1061.13	5.39	-2.48
Plateau	1171.25	1014.00	1056.13	4.16	-9.83
NORTH EAST	1224.30	979.74	1072.74	9.49	-12.38
Adamawa	1210.92	995.10	1053.01	5.82	-13.04
Bauchi	1194.29	956.29	1078.34	12.76	-9.71
Borno	1283.79	1045.00	1101.63	5.42	-14.19
Gombe	1232.80	959.12	1055.72	10.07	-14.36
Taraba	1243.90	934.02	1072.15	14.79	-13.81
Yobe	1180.10	988.94	1075.59	8.76	-8.86
NORTH WEST	1169.46	964.98	1055.56	9.39	-9.74
Jigawa	1288.18	956.69	1059.09	10.70	-17.78
Kaduna	1163.70	942.43	1023.33	8.58	-12.06
Kano	1170.83	939.56	1060.56	12.88	-9.42
Katsina	1100.00	982.54	1053.65	7.24	-4.21
Kebbi	1189.25	942.76	1031.64	9.43	-13.25
Sokoto	1110.00	1023.39	1105.93	8.07	-0.37
Zamfara	1164.29	967.49	1054.68	9.01	-9.41
SOUTH EAST	1256.76	1006.34	1047.16	4.06	-16.68
Abia	1278.13	1000.25	1012.50	1.22	-20.78
Anambra	1283.13	989.02	1068.24	8.01	-16.75
Ebonyi	1292.86	1055.09	1036.99	-1.72	-19.79
Enugu	1192.20	1000.03	1030.92	3.09	-13.53
Imo	1237.48	987.30	1087.13	10.11	-12.15
SOUTH SOUTH	1199.28	946.55	1046.54	10.56	-12.74
Akwa Ibom	1258.33	957.14	1064.33	11.20	-15.42
Bayelsa	1250.00	929.06	1073.91	15.59	-14.09
Cross River	1255.56	964.11	1031.25	6.96	-17.87
Delta	1050.00	927.72	1025.99	10.59	-2.29
Edo	1227.50	920.91	1030.05	11.85	-16.09
Rivers	1154.27	980.36	1053.72	7.48	-8.71
SOUTH WEST	1149.41	838.41	1024.81	22.23	-10.84
Ekiti	1116.47	901.23	1058.49	17.45	-5.19
Lagos	1080.95	958.38	1014.00	5.80	-6.19
Ogun	1161.11	946.70	1064.99	12.49	-8.28
Ondo	1172.86	962.68	1017.83	5.73	-13.22
Osun	1176.32	933.18	1039.77	11.42	-11.61
Oyo	1188.75	912.23	1001.79	9.82	-15.73
Grand Total	1184.83	970.59	1052.31	8.42	-11.18

CONTACT



National Bureau of Statistics
Head Office

#1 Wole Olanipekun St,
Central Business District,
Federal Capital Territory
Abuja

Alesanmi F.
Information Desk

Asst. Director, Communication & Public
Relation Department (C&PRD)
Phone: +2348028365685
funsoebun@yahoo.com

Dr. Ayo A.A
Head Prices Division

Phone: +2348036082904
anthonyayo@nigerianstat.gov.ng

Moses Mathew
Statistical Information Officer

Phone: +2347069071157
matmoses@nigerianstat.gov.ng



@nbs_nigeria



NBSNIGERIA



Nbs_nigeria

